

# Memo



**Date:** June 23, 2010  
**File:** 0270-02  
**To:** City Manager  
**From:** Jackie Dueck, Financial Accounting Manager  
**Subject:** 2009 Annual Report

---

## **Recommendation:**

THAT Council receive the Annual Report for the year ended December 31, 2009.

AND THAT Council receive the Council Remuneration and Expenses report, Employee Remuneration report and schedule of Payment for the Provision of Goods and Services.

## **Purpose:**

To meet legislated reporting requirements for annual financial statements and provide contextual information for the data contained in the remuneration reports.

## **Background:**

In June, the City of Kelowna's annual financial statements for the year ended December 31, 2009 were reviewed by the Audit Committee; these statements were subsequently approved by Council.

In addition to the financial statements, the Annual Report summarizes the City's strategic plan, highlights actions and efforts taken in 2009 to achieve that plan and outlines plans for 2010 that will build upon 2009 and prior year efforts.

A report on permissive tax exemptions granted by Council is included in the annual report. The amount reported in this section is the municipal portion of taxes exempted for the year 2009 as required under the Community Charter. A report is also included on Development Cost Charges to indicate the activity for charges received, expenditures made and any waivers or reductions for each DCC group.

Within the Annual Report, following the Audited Consolidated Statements and Notes to Consolidated Statements, is the Statistical Review, in graphic format for the years 2005 through 2009. All revenue and expenditures have been removed from the annual report because we only have two-year comparisons due to the new tangible capital asset requirements. These statistics will be included in subsequent years.

The statement of Council remuneration and expenses, employee remuneration report, and the schedule of payment for the provision of goods and services are prepared annually as part of the Financial Information Act reporting requirements.

A handwritten signature in blue ink, located in the bottom right corner of the page.

The 2009 employee remuneration report has a number of one-time payments that would not normally be included in a regular year. The most significant impact is the number of firefighters included this year due to a retroactive payment coming from a labour agreement that was two years in the making. Many of the firefighters will now exceed the \$75,000 threshold and be included on future reports.

Overtime payments to firefighters and emergency operations centre (EOC) staff due to the Westside Fires in 2009 also increased the remuneration received by several staff. All EOC work contributed by City staff during regular business hours is not recovered from municipal partners in recognition of the regional nature of the partnership. City staff related overtime for direct EOC work only, is reimbursed to the City by the Provincial Emergency Program.

On the management side, the remuneration comparison is explained by reorganized departmental responsibilities that occurred in the fall of 2008. This reorganization was done to meet the needs of a growing city. Rather than have decision making responsibility rest with a few managers at the top, responsibility was assigned to more people to create a more responsive and results oriented organization. Under the previous organizational structure the number of direct reports to the City Manager was no longer effective or efficient. These financial changes were only partially reflected in 2008 and thus show a greater impact in 2009.

It is difficult to compare one year to the next, as conditions are always changing. However, the change from 153 staff receiving greater than \$75,000 in 2008 to 209 staff in 2009 is mainly due to the above three changes. The chart below provides a summary of the changes by employee group:

**Remuneration Comparison 2009 - 2008**

	<b>2009</b>	<b>2008</b>	<b>Change</b>
<b>&gt;\$75,000</b>	<b>Number</b>	<b>Number</b>	<b>Number</b>
Management	96	89	7
IAFF	87	47	40
CUPE	26	17	9
<b>Total</b>	<b>209</b>	<b>153</b>	<b>56</b>

**Legal/Statutory Authority:**

The Community Charter section 98 "Annual municipal report" requires that the annual report be prepared by June 30<sup>th</sup> of each year, that it is available for public inspection and is available at the annual meeting. Section 99 of the Community Charter states that Council must consider, at a council meeting or other public meeting, the annual report and submissions and questions from the public.

**Considerations not applicable to this report:**

Internal Circulation:

Legal/Statutory Procedural Requirements:

Existing Policy:

Financial/Budgetary Considerations:

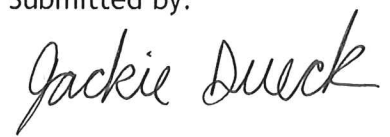
Personnel Implications:

External Agency/Public Comments:

Community & Media Relations Comments:

Alternate Recommendation:

Submitted by:



J. Dueck, Financial Accounting Manager

Approved for inclusion:



Keith Grayston, Director, Financial Services

To view a copy of the 2009 Annual report, please copy and paste the following link into your browser:

[http://www.kelowna.ca/CityPage/Docs/PDFs//Communications/2009\\_AnnualReport.pdf](http://www.kelowna.ca/CityPage/Docs/PDFs//Communications/2009_AnnualReport.pdf)

or follow the link from [kelowna.ca/cityhall](http://kelowna.ca/cityhall)

# 2009 Council Remuneration and Expenses, Employee Remuneration and Expenses, Payment for the Provision of Goods or Services

*For the year ended December 31, 2009*


June 2010



# TABLE OF CONTENTS

---

Council Remuneration and Expense Report	1
Schedule of Employee Remuneration & Expenses	2
Schedule of Vendor Payments	8



## Council Remuneration and Expense Report

for the year ended December 31, 2009

<b>Surname</b>	<b>First Name</b>	<b>Taxable Remuneration</b>	<b>Non-taxable Allowance</b>	<b>Other Expenses</b>	<b>Benefits</b>
<b>Mayor</b>					
Shepherd	Sharon	\$58,281	\$29,141	\$5,260	\$1,364
<b>Councillors</b>					
Blanleil	Andre	\$20,240	\$10,140	\$758	
Given	Brian	\$13,616	\$6,808	\$1,065	
Hobson	Robert	\$20,025	\$10,012	\$1,784	
Hodge	Charlie	\$20,025	\$10,012	\$5,878	
James	Graeme	\$20,025	\$10,022	\$853	
Reid	Angela	\$20,255	\$10,147	\$5,342	
Rule	Michele	\$20,255	\$10,147	\$7,169	
Stack	Luke	\$20,017	\$10,008	\$4,686	
<b>Total Council</b>		<b>\$212,738</b>	<b>\$106,437</b>	<b>\$32,795</b>	<b>\$1,364</b>

## Schedule of Remuneration and Expenses

paid to or on behalf of each employee

for the year ended December 31, 2009

Surname	First Name	Position	Remuneration	Expenses
<b>MANAGEMENT</b>				
Albiston	Andrew	Roadways Projects Manager	\$90,175	\$1,350
Angus	Lori	Recreation Admin & Finance Manager	\$77,117	\$179
Astooroff	Darryl	Transportation Services Manager	\$88,960	\$3,730
Backmeyer	Don	Sport & Facility Programs Manager	88419.54	0
Bagh	Signe	Policy & Planning Director	127040.36	314.11
Baker	Rick	Corporate Development Director	163023.33	0
Barton	Terry	Parks & Public Spaces Manager	80950.67	337.53
Bayat	Mo	Building & Permitting Manager	98454.15	591.5
Beaudry	Dale	Roads & Equipment Superintendent	81642.33	411.58
Behl	Jerry	Transportation & Mobility Manager	93547.39	435.32
Belgrove	Darrell	Airport Operations & Fire Assistant Chief	76522.57	2701.08
Berry	William	Design & Construction Services Director	125777.99	3755.86
Blanleil	Rene	Fire Chief	139933.24	3784.22
Booth	Neil	Airport Fire Chief	76137.59	2356.81
Brolund	Jason	Assistant Fire Chief	114101.67	1863.58
Bryans	Stephen	Roadways Const Supervisor	75324.98	148.36
Butchart	Brian	Systems Support Manager	84404.62	0
Carr	Eric	Service Delivery Manager	105923.52	2793.55
Cashin	Todd	Environment & Land Use Manager	84483.5	700.57
Castorf	Henry	Airport Development Manager	86104.98	180
Clement	Shirley	Human Resources Manager	94848.79	0
Cleveland	Randy	Infrastructure Planning Director	121717.9	3522.69
Collier	Bryan	Assistant Fire Chief	119009.17	2453.35
Covington	Charlene	Human Resources Director	137374.55	0
Creron	Joe	Civic Operations Director	133562.47	6434.86
Davidson	Genelle	Systems & Reporting Manager	88951.94	0
Degen	Don	Utility Services Manager	116543.7	1239.34
Dickinson	Ron	Development Services Director	124606.75	191.5
Dixon	Allen	Bylaw Services Supervisor	84029.18	365
Doherty	Thomas	Assistant Fire Chief	99365.63	3234.32
Dombowsky	Jerry	Regional Programs Management Manager	84950.19	667.82
Drachenberg	Neil	Airport Safety & Security Manager	\$84,014	\$5,731
Dray	David	Maintenance Development Supervisor	\$81,608	\$0
Dueck	Jackie	Financial Accounting Manager	\$92,778	\$4,661
Edstrom	Derek	Strategic Land Development Mnaager	\$83,568	\$651
Eichler	Theresa	Community Planning Manager	\$85,317	\$431
Entwistle	Robert	Systems Development Manager	\$104,179	\$1,237
Fleming	Stephen	City Clerk	\$99,525	\$2,878
Forbes	Ronald	Property Manager	\$77,458	\$0
Fuller	David	Airport Operations Deputy Director	\$110,909	\$17,133



<b>Surname</b>	<b>First Name</b>	<b>Position</b>	<b>Remuneration</b>	<b>Expenses</b>
Gabriel	Jim	Recreation & Cultural Services Director	\$130,347	\$141
Gambacort	Shelley	Land Use Management Director	\$123,073	\$411
Gibbs	Andrew	Parks & Public Space Project Manager	\$90,759	\$0
Gilchrist	Doug	Real Estate & Buildings Services Director	\$124,568	\$4,348
Gosselin	Michael	Waste Water Treatment Supervisor	\$78,412	\$3,876
Graham	David	Strategic Initiatives Director	\$188,726	\$4,456
Grayston	Keith	Financial Services Director	\$123,295	\$4,063
Gregoire	Kent	Airport Duty Manager	\$75,288	\$180
Gunn	Lorna	Grants Manager	\$86,233	\$2,702
Hailstones	John	Plumbing & Gas Insp Supervisor	\$86,445	\$954
Hall	James	Airport Operations Manager	\$86,818	\$5,292
Irani	Purvez	Road, Drainage & Solid Waste Project Manager	\$94,427	\$0
Johansen	Martin	Building Services Manager	\$89,498	\$1,616
Kayfish	Lance	Risk Manager	\$89,635	\$1,985
King	George	Revenue Manager	\$78,079	\$0
Kochan	Sandra	Cultural Services Manager	\$75,735	\$4,385
Light	Gordon	Solid Waste Supervisor	\$78,127	\$1,652
MacGillivray	Maureen	Purchasing Manager	\$95,844	\$1,033
Macklem	Paul	Corporate Sustainability General Manager	\$188,557	\$1,965
Mattiussi	Ronald	City Manager	\$254,904	\$10,677
Mayne	Rob	Corporate Services Director	\$122,334	\$3,522
McNeely	Cindy	Electrical & Admin Manager	\$82,821	\$3,722
Meadows	Scott	Police Services Manager	\$83,869	\$0
Muenz	Steven	Dev Engineering Manager	\$120,549	\$4,765
Muller	Ken	Solid Waste Supervisor	\$77,594	\$1,857
Murrell	Michael	Utilities Network Supervisor	\$86,565	\$435
Murrell	Gordon	Roadways Operations Supervisor	\$83,303	\$489
Nadasde	Wayne	Utilities Construction Supervisor	\$81,997	\$1,183
Needham	Karen	Legislative Services Supervisor	\$75,164	\$3,284
Noble	Danielle	Urban Land Use Manager	\$77,858	\$1,404
Oddleifson	Reid	Partnership Development & Research Manager	\$107,364	\$2,683
Paterson	Jim	Community Sustainability General Manager	\$162,332	\$7,233
Philippot	Pamela	Compensation Administrator	\$75,204	\$0
Rasmussen	Douglas	Information Services Manager	\$122,012	\$581
Ready	Ronald	Building Inspectors Supervisor	\$102,937	\$125
Redman	Noreen	Airport Finance & Admin Manager	\$79,185	\$2,022
Ryder	Norman	Cemetery Manager	\$76,850	\$926
Samaddar	Sam	Airport Director	\$138,111	\$9,787
Shaw	Joel	Utility & Building Projects Manager	\$94,849	\$1,203
Smith	Ryan	Subdivision Approval Manager	\$98,714	\$1,014
Sophonow	Ted	Parks, Beaches & Sportsflds Supervisor	\$81,468	\$165
Soros	Alf	Equipment Supervisor	\$78,222	\$0
Sourisseau	Paul	Labour Relations Manager	\$96,546	\$3,047
Staniszewski	Joseph	Human Resources Manager	\$94,849	\$3,623
Stephens	Carla	Community & Media Relations Director	\$111,560	\$261
Thiessen	Angie	Financial Planning Manager	\$85,768	\$550

<b>Surname</b>	<b>First Name</b>	<b>Position</b>	<b>Remuneration</b>	<b>Expenses</b>
Vos	John	Community Services General Manager	\$189,232	\$3,414
Walter	Lynn	Special Projects Manager	\$88,808	\$1,794
Watt	Mark	Strategic Projects Manager	\$105,161	\$3,215
Weaden	Adrian	Water Quality & Pumpstations Supervisor	\$82,312	\$1,599
Westlake	Ron	Regional Services Director	\$131,385	\$6,636
Wilde	Louis	Assistant Fire Chief	\$121,731	\$1,950
Wilson	Ian	Parks Services Manager	\$97,035	\$4,062
Wollin	Wilfred	Traffic Operations Supervisor	\$87,199	\$0
Yakimchuk	Joe	Airport Duty Manager	\$77,458	\$5,403
Zahara	Randy	Community Theatre Manager	\$80,366	\$346

**FIREFIGHTERS**

Baillie	John	Firefighter	\$92,058	\$0
Banyard	Dustin	Firefighter	\$84,288	\$0
Barth	Neil	Captain	\$111,156	\$0
Barton	Patrick	Firefighter	\$94,047	\$0
Benson	Adam	Firefighter	\$89,201	\$0
Bonkowski	Glenn	Firefighter	\$91,224	\$0
Bostock	Bruce	Captain	\$116,489	\$1,200
Brandel	Steve	Firefighter	\$84,893	\$0
Brownlee	Mike	Firefighter	\$96,422	\$1,201
Buchanan	Robbie	Captain	\$112,571	\$0
Calhoun	Dale	Captain	\$110,352	\$1,540
Chasca	Danny	Firefighter- 10YR	\$98,335	\$20
Chatham	Allan	Captain	\$107,935	\$0
Clarke	Scott	Firefighter- 10YR	\$101,738	\$0
Cronquist	Scott	Firefighter- 10YR	\$101,535	\$0
Daft	Gregory	Fire Prevention Officer	\$98,838	\$3,718
Dais	Jarret	Firefighter- 10YR	\$97,549	\$0
Darchuk	Gord	Firefighter- 10YR	\$98,065	\$0
Dion	Ryan	Firefighter	\$88,034	\$0
Enseleit	Calvin	Firefighter	\$96,713	\$0
Fenton	Lee	Firefighter	\$90,675	\$0
Golling	Ronald	Captain	\$115,590	\$0
Hall	Steven	Firefighter- 10YR	\$104,442	\$0
Hawley	Mike	Fire Dispatch Centre Operator	\$77,095	\$488
Heyming	Harold	Platoon Captain	\$114,315	\$0
Hill	Timothy	Lieutenant	\$100,776	\$0
Hill	Mike	Firefighter- 10YR	\$92,248	\$30
Hollier	Lawrence	Lieutenant	\$98,236	\$0
Jacobson	Kenneth	Fire Training/Safety Officer	\$120,752	\$4,650
Johnston	Todd	Firefighter	\$92,787	\$0
Johnstone	Pamela	Fire Dispatch Centre Operator 10YR	\$88,374	\$488
Keating	Lawrence	Firefighter	\$76,863	\$0
Kelly	John	Lieutenant	\$96,783	\$0
Kiehlbauch	Shayne	Firefighter- 10YR	\$100,321	\$0

<b>Surname</b>	<b>First Name</b>	<b>Position</b>	<b>Remuneration</b>	<b>Expenses</b>
Kinnear	Matthew	Firefighter	\$92,289	\$235
Kolar	Joseph	Firefighter- 10YR	\$91,675	\$1,200
Kranabetter	Mark	Firefighter- 10YR	\$96,882	\$0
Lang	Corrie	Firefighter- 10YR	\$93,042	\$1,910
Leimert	David	Captain	\$111,178	\$0
Light	Tim	Captain	\$120,071	\$1,540
Lipkovits	Allan	Firefighter- 10YR	\$89,903	\$30
McCarthy	David	Firefighter	\$88,644	\$297
Melnyk	Tracy	Firefighter	\$88,724	\$0
Miller	Dennis	Captain	\$102,610	\$0
Moffat	Robert	Firefighter	\$89,840	\$0
Moore	Brian	Fire Administration Officer	\$103,143	\$168
Nanci	Enzo	Firefighter- 10YR	\$89,324	\$0
Nykilchuk	Bryan	Firefighter	\$90,965	\$0
Orban	Chris	Firefighter	\$90,424	\$0
O'Reilly	Shawn	Platoon Captain	\$118,344	\$33
Pacholzuk	Gayanne	Fire Inspector I	\$81,910	\$2,281
Paley	Glenn	Assistant Fire Training Officer	\$101,423	\$1,212
Payer	Scott	Firefighter- 10YR	\$89,531	\$1,201
Pekrul	Brian	Captain	\$105,282	\$0
Pfenning	Brad	Firefighter	\$88,802	\$0
Picklyk	Jason	Firefighter	\$89,656	\$0
Pinda	Ronald	Captain	\$111,067	\$0
Richard	Gerry	Captain	\$109,693	\$0
Roelofs	Henry	Platoon Captain	\$113,992	\$0
Roshinsky	Steven	Firefighter- 10YR	\$98,080	\$0
Sakamoto	Blaine	Captain	\$108,899	\$340
Sanger	Troy	Firefighter	\$77,493	\$0
Schleppe	Robert	Captain	\$107,598	\$0
Schraeder	Jeremy	Firefighter	\$89,846	\$0
Serres	Lawrence	Platoon Captain	\$112,134	\$1,200
Shaw	Doug	Firefighter	\$88,164	\$0
Shemley	Craig	Firefighter	\$88,617	\$0
Simpson	Eric	Captain	\$108,376	\$0
Skeldon	Robert	Firefighter	\$92,132	\$0
Stantic	Peter	Firefighter	\$95,361	\$0
Stephens	Kelly	Captain	\$107,810	\$340
Stewart	Craig	Firefighter	\$89,912	\$30
Stoodley	Jason	Firefighter	\$91,990	\$0
Szabadi	Tom	Firefighter	\$81,350	\$235
Twamley	Jason	Firefighter	\$94,817	\$0
Volk	Micah	Recreation Technician	\$99,691	\$1,200
Wallick	Steve	Lieutenant	\$96,487	\$0
Wentland	Jeremy	Firefighter	\$91,710	\$0
Weremy	Kevin	Firefighter	\$91,334	\$0
Wiberg	Kyle	Firefighter	\$87,801	\$0

<b>Surname</b>	<b>First Name</b>	<b>Position</b>	<b>Remuneration</b>	<b>Expenses</b>
Wiersma	Larry	Firefighter	\$94,627	\$0
Wright	John	Firefighter	\$77,743	\$235
Wudrich	Shawn	Firefighter	\$83,775	\$0
Young	Stacey	Firefighter	\$92,497	\$0
Zimmermann	Lorne	Firefighter- 10YR	\$94,220	\$0
Zimmermann	Christopher	Firefighter- 10YR	\$92,707	\$1,200
Zol	Diano	Firefighter	\$90,832	\$0
<b>CUPE STAFF</b>				
Bille	Michael	Business Systems Analyst	\$75,192	\$0
Blackburn	Kymandalu	Business Systems Analyst	\$76,209	\$2,740
Bunce	Bruce	Traffic Signals Technician	\$83,099	\$1,522
Bundschuh	John	Traffic Signals Technician	\$80,138	\$1,758
Cairney	Brian	Traffic Signals Technician	\$81,356	\$965
Campbell	Laurens	Engineering Traffic Technician	\$76,241	\$0
Dacre	Bruce	Design Technician	\$82,711	\$0
Egely	Steven	Mechanic	\$76,094	\$0
Fisher	Joe	Utilities Foreman	\$83,526	\$1,349
Floor	Timothy	Business Systems Analyst	\$80,963	\$2,710
Glaser	Janet	Business Systems Analyst	\$76,172	\$0
Hanson	Kelly	Design Technician	\$77,690	\$1,132
Jennejohn	Ryan	Design Technician	\$75,047	\$0
Kehler	Ron	Network Systems Analyst	\$76,915	\$1,519
Leger	Rene	Business Systems Analyst	\$75,748	\$0
McKay	John	Design Technician	\$76,139	\$0
Moody	Cameron	Cross Connection Coordinator	\$80,851	\$0
Nelles	Lee Adam	Aquatics Coordinator	\$75,375	\$1,199
Palmer	Fred	Sr Airport Ops Specialist	\$76,667	\$1,137
Salisbury	Kenneth	Utilities Foreman	\$78,268	\$1,655
Seneshen	Darren	Utilities Foreman	\$86,220	\$0
Sibilleau	Pat	Financial Analyst	\$75,335	\$2,442
Torgerson	Mark	Utilities Foreman	\$82,816	\$435
Udala	Harvey	Equipment Operator V	\$75,487	\$0
Whittle	Brian	Traffic Signals Technician	\$77,300	\$3,057
Zylyk	Dave	Network Systems Analyst	\$76,920	\$0
Employees Less than \$75,000			\$33,939,562	\$190,209
Total of all Employees*			\$54,172,998	\$450,545

\* Prepared under the Financial Information Regulation, Schedule 1, Section 6 (2),(3),(4),(5) and (6)

---

**Statement of severance agreements\*\***

---

There were no severance agreements under which payment commenced between the City of Kelowna and its non-unionized employee during the fiscal year 2009

*\*\*Prepared under the Financial Information Regulation, Schedule 1, subsection 6(7)*

## RECONCILIATION PER SECTION 6 (2) (d)

Total Employees (including Council)	54,385,736
Total per Expenditure by Function and Object- Salaries & Benefits	\$54,718,000
Variance, difference Fringe Benefits- Employer portion	\$ (332,264)

## Schedule of Payments

for the year ended December 31, 2009

Supplier's Name	Amount
0701849 BC LTD.	\$41,236
0711783 BC LTD DBA P & B LAND SHAPERS	\$39,024
0765777 BC LTD	\$29,771
0791082 BC LTD.	\$51,762
0816376 BC LTD.	\$35,385
357581 B.C. LTD.	\$33,122
4 REFUEL CANADA LTD	\$92,705
428919 BC LTD	\$30,367
566214 B.C. LTD	\$100,502
616507 BC LTD	\$131,946
620241 BC LTD.O/A AB CONTRACTING	\$989,426
698637 ALBERTA LTD. O/A BD WATERTECH	\$44,117
A.G. APPEL ENTERPRISES LTD.	\$174,027
ABC PIPE CLEANING SERVICES LTD.	\$185,000
ACCU-SWEEP SERVICES LTD.	\$41,864
ACKLANDS-GRAINGER INC.	\$82,158
ACTION TREE REMOVAL	\$49,728
ACTIVE NETWORK	\$34,554
ADD ON	\$41,740
ADT SECURITY SERVICES CANADA INC	\$34,770
AECOM CANADA LTD	\$416,176
AGRESSO CORPORATION	\$364,032
AIR CANADA	\$27,064
ALLANS HOSE N ALL	\$27,280
ALPINE LINE PAINTING	\$44,477
ANDREW SHERET LIMITED	\$39,458
ANSELL CONSTRUCTION LTD	\$4,803,374
AON REED STENHOUSE INC.	\$77,062
APPLE VALLEY BOBCAT SERVICE	\$37,929
APPROACH NAVIGATION SYSTEMS INC.	\$93,406
AQUA-AEROBIC SYSTEMS INC	\$330,615
ARCHITECTURALLY DISTINCT SOLUTIONS	\$33,110
ARIZONA INSTRUMENT LLC	\$30,443
ARLO CONSTRUCTION LTD.	\$844,588
ASSOCIATED ENGINEERING B.C. LTD.	\$619,369
ASTRAL MEDIA RADIO G.P.	\$45,982
ATLAS POWER SWEEPING LTD.	\$60,605
AVENSYS	\$43,924

<b>Supplier's Name</b>	<b>Amount</b>
BALLET KELOWNA	\$25,000
BANNISTER CHEVROLET INC	\$37,827
BC ASSESSMENT AUTHORITY	\$1,970,634
BC HYDRO	\$41,181
BC TRANSIT	\$6,279,034
BC UNDERGROUND	\$44,767
BEE-CLEAN BUILDING MAINTENANCE INC.	\$32,424
BELL MOBILITY INC	\$35,301
BENNETT CONTRACTING LTD	\$94,274
BETTY VAN EXAN ENTERPRISES INC.	\$212,044
BFI CANADA	\$339,141
BI PURE WATER (CANADA) INC	\$41,443
BKDI ARCHITECTS LTD	\$39,831
BLACK & MCDONALD LIMITED	\$1,919,775
BLACK MOUNTAIN IRRIGATION DISTRICT	\$60,353
BOULEVARD TRANSPORTATION GROUP	\$94,592
BRADSHAW CONSULTING GROUP INC.	\$73,910
BRENNTAG CANADA INC.	\$166,480
BRICOR MECHANICAL LTD	\$50,004
BUNTING COADY ARCHITECTS	\$40,304
BURNTSAND INC.	\$63,938
C I B A CANADA LTD.	\$185,791
CAMERON BUILDING MAINTENANCE INC.	\$221,825
CANADA POST	\$39,412
CANADA SAFETY EQUIPMENT LTD.	\$57,966
CANADIAN LOCKER COMPANY LIMITED	\$280,557
CANADIAN RESTAURANT SUPPLY LTD.	\$25,450
CANADIAN UNION OF PUBLIC EMPLOYEES	\$584,940
CAPRI INSURANCE-POWICK	\$345,592
CASCADE ENVIRONMENTAL RESOURCE GROUP LTD	\$34,874
CASTLEWOOD HOLDINGS LTD.	\$77,615
CAT RENTAL STORE, THE	\$78,750
CATHERINE BERRIS ASSOCIATES INC	\$36,650
CENTAUR PRODUCTS INC.	\$58,876
CENTRAL HYDRO VAC LTD	\$36,431
CENTRAL OKANAGAN FOUNDATION	\$117,548
CENTRAL OKANAGAN HERITAGE SOCIETY	\$80,685
CENTRAL OKANAGAN REGIONAL HOSPITAL	\$7,517,772
CENTURY VALLEN	\$108,379
CERCO DEVELOPMENTS LTD.	\$63,675
CH2M HILL CANADA LIMITED	\$165,078

<b>Supplier's Name</b>	<b>Amount</b>
CHANCE'S BULK UNLOADING	\$86,519
CHBC-TV - A DIVISION OF	\$41,972
CHECKMATE CABS LTD.	\$135,785
CHEVRON CANADA LIMITED	\$1,294,530
CIBC	\$34,510
CIMCO REFRIGERATION	\$47,300
CINTAS THE UNIFORM PEOPLE	\$150,268
CL MARKETING INC	\$65,719
CMW INSURANCE SERVICES LTD	\$713,250
COMMERCE CENTRE IN TRUST	\$28,126
COMMISSIONAIRES BC	\$1,606,163
COMMVault SYSTEMS CANADA INC.	\$31,976
COOKSON MOTORS LTD.	\$91,659
CORIX UTILITIES INC.	\$1,512,283
CORIX WATER PRODUCTS INC	\$331,039
CORMODE & DICKSON LTD	\$1,036,091
CORPORATE EXPRESS CANADA INC	\$167,637
COWBOY FORESTRY LTD	\$117,846
CROWN WEST STEEL FABRICATORS	\$72,166
CTQ CONSULTANTS LTD.	\$222,526
CULLEN DIESEL POWER	\$47,495
D & E COMMUNICATIONS	\$31,205
DAN S TIRE SERVICE	\$43,265
DATA GROUP INTERNATIONAL INC	\$32,692
DELEURME ENTERPRISES (B.C)	\$41,475
DELL CANADA INC.	\$431,326
DELTA GRAND OKANAGAN RESORT	\$131,983
DHANWANT, BHUPINDER (BOB)	\$31,889
DIAMOND SELECT VENTURES LTD.	\$33,241
DISTRICT OF LAKE COUNTRY	\$125,519
DIVERSIFIED REHABILITATION GROUP	\$54,010
DOWNTOWN KELOWNA ASSOCIATION	\$639,362
E.C.L. FIBERGLASS MANUFACTURING INC.	\$39,514
EARTH TECH (CANADA) INC.	\$29,682
EATON, KATIE	\$31,479
EBA ENGINEERING CONSULTANTS LTD	\$337,511
EBB ENVIRONMENTAL CONSULTANTS INC	\$105,647
ECONOLITE CANADA INC.	\$396,404
ECONOWISE OFFICE FURNISHINGS LTD.	\$40,856
ECOSCAPE ENVIRONMENTAL CONSULTANTS LTD.	\$72,984
EIDSE BUILDERS PARTNERSHIP	\$43,997



<b>Supplier's Name</b>	<b>Amount</b>
ELECTRIC MOTOR & PUMP SERVICE LTD.	\$189,885
ELECTROMEGA LTD.	\$39,740
ELJAY IRRIGATION LTD.	\$25,227
EMCO CORPORATION	\$109,111
EMIL ANDERSON CONSTRUCTION (EAC) INC.	\$1,639,945
ENSIGN BROS. ENTERPRISES LTD.	\$53,548
ESRI CANADA LIMITED	\$48,190
EST ENVIRONMENTAL TECHNOLOGIES LTD	\$37,890
EVERGRO CANADA INC.	\$225,771
FDM SOFTWARE LTD.	\$46,623
FESTIVALS KELOWNA SOCIETY	\$354,866
FINNING INTERNATIONAL INC.	\$26,356
FIRST RESPONSE TRAINING & SAFETY	\$57,125
FOCUS CORPORATION	\$149,932
FOR LESS DISPOSAL INC.	\$38,292
FORTIS BC	\$19,106,069
FORTIS PACIFIC HOLDINGS INC.	\$5,458,675
FORTIS PROPERTIES CORPORATION	\$63,126
FOUNTAIN TIRE KELOWNA LTD.	\$59,460
FRASER VALLEY REFRIGERATION LTD	\$173,250
G&T VANCOUVER	\$42,501
GDH SOLUTIONS	\$28,599
GE CANADA EQUIPMENT FINANCING G.P.	\$26,817
GENERAL PAINT CORP.	\$125,655
GENETEC INC	\$66,449
GERHARD TONN & ASSOCIATES INC.	\$26,639
GLENMORE STORE LTD.	\$56,644
GLENMORE-ELLISON IMPROVEMENT DISTRICT	\$43,483
GLOBAL ROADWAY MAINTENANCE INC.	\$27,057
GODDARD, MARK W.	\$27,600
GOLDER ASSOCIATES LTD.	\$230,506
GOLF CENTRE, THE	\$39,862
GRANT THORNTON LLP	\$88,438
GRASSMICKS EXCAVATING LTD.	\$231,188
GRAYHAWK INDUSTRIES LTD.	\$172,757
GREAT MASTER CLEANING CONTRACTORS	\$419,264
GREAT WEST EQUIPMENT	\$666,839
LANDSCAPE IRRIGATION & LANDSCAPING	\$158,825
GROWERS SUPPLY CO. LTD.	\$27,559
GUILLEVIN INTERNATIONAL CO.	\$205,013
H2OKANAGAN WATER CONSERVATION LTD.	\$291,795

<b>Supplier's Name</b>	<b>Amount</b>
HAWKEYE HOLDINGS LTD.	\$181,896
HAY & COMPANY CONSULTANTS A DIVISION OF EBA	\$35,013
HAYDEN, BARBARA	\$47,747
HAYTER CONSTRUCTION LTD.	\$2,886,307
HEBDEN ENGINEERING INC.	\$42,000
HERITAGE OFFICE FURNISHINGS LTD.	\$96,202
HIGHLAND SECURITY GROUP LTD.	\$118,950
HI-PRO SPORTING GOODS	\$74,915
HORIZON ELECTRIC INC	\$30,908
HUNGRY HOUND RESTAURANT	\$84,845
HUSKY OIL MARKETING CO	\$76,905
HUSKY OIL MARKETING DBA WESTERN RD MANAGEMENT	\$26,707
HYDRO-LOGIC ENVIRONMENTAL INC	\$25,582
IBM CANADA LTD.	\$69,384
IE CREATIVE	\$173,250
IKON OFFICE SOLUTION, INC.	\$163,025
IMPERIAL PARKING CANADA CORPORATION	\$584,917
IMS INFRASTRUCTURE MANAGEMENT SERVICES	\$58,800
INPROTECT SYSTEMS INC.	\$52,553
INTEGRITY SECURITY & ACCESS CONTROL SYSTEMS LTD.	\$38,944
INTERIOR ELECTRONICS LTD.	\$38,484
INTERIOR INSTRUMENT TECH SERVICES LTD.	\$71,245
INTERIOR LANDSCAPE RECLAMATION	\$61,910
INTERIOR PORTABLE RENTALS LTD.	\$54,375
INTERIOR TESTING SERVICES LTD.	\$53,416
INTERNATIONAL ASSOC. OF FIREFIGHTERS	\$153,385
INTERPROVINCIAL TRAFFIC SERVICES LTD.	\$255,709
INTERVISTAS CONSULTING INC.	\$164,665
IPL INC	\$4,963,122
IRON MOUNTAIN	\$33,947
ITT WATER & WASTEWATER	\$114,652
J & M CONTRACTING	\$42,596
JACOBS CONSULTANCY CANADA INC.	\$355,901
JACOBSEN PONTIAC BUICK (1993) LTD	\$53,133
JAMES WESTERN STAR STERLING	\$95,569
JETT TEL	\$48,040
JOHN KUNOW	\$36,750
JONES, KYLE	\$28,004
KAL TIRE	\$38,710
KARMA BASRAN TRUCKING LTD.	\$86,473
KATIM ENTERPRISES LTD	\$143,766

<b>Supplier's Name</b>	<b>Amount</b>
KELDON ELECTRIC & DATA LTD	\$233,286
KELOWNA ART GALLERY	\$248,883
KELOWNA BLUE GRANITE LTD.	\$177,624
KELOWNA CABS (1981) LTD.	\$158,054
KELOWNA CAPITAL NEWS LTD.	\$162,455
KELOWNA CHAINSAWS	\$36,310
KELOWNA DAILY COURIER , THE	\$157,279
KELOWNA MUSEUMS SOCIETY	\$483,235
KELOWNA PACIFIC RAILWAY LTD.	\$100,128
KELOWNA RCMP AUXILIARY	\$25,000
KELOWNA STEEL FABRICATORS LTD.	\$48,279
KELOWNA VISUAL & PERFORMING ARTS CENTRE SOCIETY	\$202,347
KELOWNA WATERWORKS	\$34,630
KENDRICK EQUIPMENT (2003) LTD.	\$328,581
KENT-MACPHERSON	\$90,007
KINECOR LP	\$28,627
KNIGHT'S VACUUM SERVICES LTD.	\$35,426
KON KAST PRODUCTS (2005) LTD	\$166,316
KOST FIRE SAFETY LTD	\$34,119
LAHAWK ENTERPRISES	\$64,709
LANDINFO TECHNOLOGIES INC.	\$28,760
LEDCOR CONSTRUCTION LIMITED	\$511,724
LYNX BRAND FENCE PRODUCTS (2004) INC.	\$49,003
MACLEAN GROUP MARKETING INC.	\$32,759
MAGNUM RESULTS CORP.	\$37,184
MANULIFE FINANCIAL	\$86,494
MAPLE REINDERS INC.	\$22,387,330
MARATHON COMMUNICATIONS INC.	\$35,359
MATCON CONSTRUCTION LTD	\$247,858
MCCLOSKEY SCREENING & CRUSHING LIMITED	\$26,289
MCINTYRE, SERINA	\$26,175
MEARL'S MACHINE WORKS LTD	\$45,886
MEIKLEJOHN ARCHITECTS INC.	\$37,549
METRO MOTORS LTD.	\$253,740
MICROM MACHINING	\$52,572
MIDDLETON'S CUSTOM ROOFING & TORCH WORKS	\$37,181
MID-OCEAN STUDIO INC.	\$124,914
MILLENNIUM PROTECTION INC.	\$63,432
MINISTER OF FINANCE	\$40,501,620
MINISTER OF FINANCE, PROVINCE OF B.C.	\$1,474,860
MMM GROUP	\$764,148

<b>Supplier's Name</b>	<b>Amount</b>
MODERN PAINT & FLOORS	\$25,573
MORMAK EQUIPMENT LTD.	\$48,514
MOUNTAIN VIEW ELECTRIC	\$70,236
MULTI-POWER PRODUCTS LTD.	\$75,407
MUNICIPAL INSURANCE ASSOCIATION OF BC	\$684,959
MUSCO LIGHTING CANADA, LTD.	\$56,280
MYRON'S DOOR SERVICE LTD.	\$40,447
NAPA AUTO PARTS	\$171,500
NATIONAL SOCIETY OF HOPE	\$212,797
NILEX INC.	\$78,665
NO FEAR CLEANING	\$93,669
NORRN COMPUTER	\$26,741
NORSTEEL BUILDING SYSTEMS LTD.	\$166,421
NORTHERN COMPUTER	\$62,801
OCE CANADA INC.	\$66,686
OK BUILDERS SUPPLIES LTD.	\$152,947
OK ENVIRONMENTAL WASTE SYSTEMS LTD	\$2,690,510
OK EXCAVATING	\$657,974
OK WORKS SOCIETY	\$114,673
OKANAGAN BOYS & GIRLS CLUB	\$409,001
OKANAGAN COLLEGE	\$32,200
OKANAGAN MOBILE VILLA	\$243,026
OKANAGAN REGIONAL LIBRARY	\$4,413,589
OKANAGAN SYMPHONY SOCIETY	\$50,500
OKANAGAN VALLEY PETROLEUM SERVICES LTD.	\$51,910
OMEGA COMMUNICATIONS LTD.	\$218,148
OPUS INTERNATIONAL CONSULTANTS (CANADA) LTD.	\$38,689
ORACLE CORPORATION CANADA INC.	\$74,389
ORCHARD FORD SALES LTD.	\$189,530
OUTLAND DESIGN LTD	\$99,935
PACE SETTER CONSTRUCTION LTD.	\$29,704
PACIFIC SPORT OKANAGAN	\$51,441
PCL CONSTRUCTORS WESTCOAST INC	\$9,400,202
PEDERSON ENTERPRISES	\$66,013
PENSION CORPORATION	\$7,750,915
PEOPLE-ADMIN, INC.	\$35,500
PETERS BROS. CONSTRUCTION LTD.	\$1,677,859
PETERSON CONTRACTING LTD	\$261,020
PETRO-CANADA	\$79,179
PLAYPOWER LT CANADA INC.	\$61,019
POINTE OF VIEW (963341 ALBERTA LTD)	\$30,039

<b>Supplier's Name</b>	<b>Amount</b>
PRECISE PARKLINK INC.	\$224,041
PREMIER ELECTION SOLUTIONS	\$28,257
PREMIER PACIFIC SEEDS LTD.	\$28,243
PRINCESS AUTO	\$29,882
PRINT THREE KELOWNA	\$30,965
PROCESS FOUR	\$55,444
PULSE GROUP MEDIA & COMMUNICATIONS LTD.	\$29,290
PUSHOR MITCHELL LLP LAWYERS	\$65,468
QUALITY CHAIN LINK FENCING LTD.	\$69,261
R & L EXCAVATING	\$1,861,377
R & N MAINTENANCE	\$35,000
R&G MECHANICAL LTD.	\$74,941
R. NICHOLLS DISTRIBUTORS INC.	\$30,391
R.G. ARENAS (KELOWNA) LTD.	\$1,228,259
R.G.PROPERTIES (MISSION) LTD.	\$42,872
R-355 ENTERPRISES	\$1,827,910
RANCAR SERVICES LTD.	\$48,777
RAY SMITH SERVICES	\$39,034
RECEIVER GENERAL	\$14,717,489
RECEIVER GENERAL FOR CANADA	\$13,174,859
REDLINE BOBCAT SERVICES LTD.	\$240,184
REGIONAL DISTRICT OF CENTRAL OKANAGAN	\$26,618,206
RENAISSANCE ARCHITECTURE PLANNING	\$160,863
RICK TAYLOR RESULTS CONSULTING	\$35,506
RJP HOLDINGS	\$94,820
ROBINS FLOTECH LTD.	\$27,586
ROCKY MOUNTAIN PHOENIX	\$543,162
ROGERS WIRELESS INC.	\$255,723
ROLLINS MACHINERY LIMITED	\$150,035
RONA HOME & GARDEN #61	\$54,117
ROYAL HOST DEVELOPMENTS LTD.	\$57,340
ROYAL STAR ENTERPRISES INC.	\$1,269,775
ROYALE LANDSCAPING LTD	\$729,622
RSB ENGINEERING	\$48,684
RUNNALLS DENBY	\$41,463
RUTLAND WATERWORKS DISTRICT	\$39,136
RYAN PEAK ULC	\$84,439
S&G RE-MAN RECYCLERS INC	\$28,828
S5 SIGNS LTD	\$28,449
SAWCHUK DEVELOPMENTS CO. LTD	\$39,421
SCHNEIDER CANADA INC.	\$33,531

<b>Supplier's Name</b>	<b>Amount</b>
SCHOOL DISTRICT #23	\$76,688
SCOTIABANK	\$58,141
SECURE TRAFFIC CONTROL LTD.	\$579,594
SENTRIMAX CENTRIFUGES INC.	\$172,760
SERWA BULLDOZING (1982) CO. LTD.	\$234,303
SFH SALES & CONSULTING GROUP	\$26,454
SHAMROCK TIRE SERVICE	\$26,318
SHARP, RAY	\$53,194
SHAW CABLESYSTEMS G.P.	\$127,638
SIEMENS CANADA LIMITED	\$142,207
SIEMENS WATER TECHNOLOGIES CANADA, INC.	\$34,078
SIERRA LANDSCAPING LTD	\$1,730,774
SIMSON MAXWELL	\$36,149
SIRRAH ENTERPRISES	\$40,084
SITE360	\$55,294
SK WELDING LTD	\$77,572
SKYWAY SANDWICHES & SALADS	\$381,150
SMS EQUIPMENT	\$1,138,453
SNC LAVALIN INC.	\$52,731
SOFTCHOICE CORPORATION	\$74,441
SPIEGEL SKILLEN & ASSOCIATES LTD	\$80,239
STAGEFAB CUSTOM MANUFACTURING INC.	\$44,243
STANTEC CONSULTING LTD. (SCL)	\$1,535,015
STARLINE ENTERPRISES LTD.	\$196,309
STUTTERS DISASTER KLEENUP	\$71,889
SUMMERFIELD LANDS LTD	\$74,540
SUN-OKA VALLEY TRANSPORT	\$326,956
SUPERIOR CITY SERVICES	\$168,276
T & A DRILLING & BLASTING	\$39,317
T.R.'S ENTERPRISES LTD.	\$214,676
TARPON ENERGY SERVICES LTD.	\$27,825
TCC THE CLEANING COMPANY CO LTD	\$287,631
TEAM EAGLE LTD	\$33,376
TEKNION ROY & BRETON INC.	\$41,049
TELUS	\$35,203
TELUS COMMUNICATIONS INC.	\$241,041
TELUS MOBILITY	\$29,968
TELUS SERVICES INC	\$120,073
TERASEN GAS	\$934,070
TERASEN GAS INC.	\$299,855
THE PLAYGROUND GUYS	\$88,749

<b>Supplier's Name</b>	<b>Amount</b>
THOMAS SCOTT SIGNCRAFT LTD.	\$51,912
TOLKO INDUSTRIES LTD	\$50,134
TOMTAR ROOFING & SHEET METAL LTD.	\$187,950
TOPS OFFICE PRODUCTS LTD.	\$56,298
TOSHIBA OF CANADA LTD.	\$52,459
TOURISM KELOWNA	\$1,533,944
TRAFCO (CANADA)	\$61,038
TRANSFORM COMPOST SYSTEMS LTD	\$222,071
TRAYNOR, ROBERT R.	\$86,738
TREC INTERNATIONAL INC	\$34,650
TRICAN FILTRATION GROUP	\$33,620
TROIKA DEVELOPMENTS INC	\$99,082
TROJAN SECURITY SYSTEMS INC.	\$26,188
TRUE CONSULTING GROUP	\$47,203
TW MACKAY	\$33,315
UBC PROPERTIES TRUST	\$43,175
UNION OF BC MUNICIPALITIES	\$63,815
UNIVERSITY OF BRITISH COLUMBIA	\$30,000
UPTOWN RUTLAND BUSINESS ASSOCIATION	\$128,484
URBAN GREEN ENTERPRISES INC	\$87,894
URBAN SYSTEMS LTD.	\$1,107,295
VALLEY CURBING LTD	\$30,799
VALLEY MAINTENANCE & OPERATIONS	\$350,887
VALLEY TRAFFIC SYSTEMS INC	\$29,611
VANCOUVER INTERNATIONAL AIRPORT	\$162,893
VAN-KEL IRRIGATION	\$89,452
VILLENEUVE, RANDY & TANIA	\$55,216
VIMAR EQUIPMENT LTD.	\$34,573
WARD CONSULTING GROUP - A DIV. OF EBA	\$94,294
WARNAAR STEEL-TECH LTD.	\$61,135
WASTE MANAGEMENT	\$371,329
WATER CANADA PRODUCTS (2007) INC.	\$25,605
WATERMARK DEVELOPMENTS LTD.	\$98,814
WATERSCAPES HOMES LTD	\$28,315
WAYPOINT TRUCK & ROAD MAINTENANCE EQUIP	\$66,749
WB-120 HOLDINGS	\$26,039
WEST COAST MONUMENTS INC	\$26,541
WESTCORP PROPERTIES INC.	\$51,733
WESTLAKE PAVING & AGGREGATES LTD	\$831,372
WEST-WIND NURSERIES LTD.	\$65,713
WHOLESALE FIRE & RESCUE LTD.	\$40,241

<b>Supplier's Name</b>	<b>Amount</b>
WIENER'S PLUMBING AND IRRIGATION LTD	\$55,807
WILDCAT SPECIALTY LOADER SERVICES	\$75,184
WILKINSON SERVICES	\$87,086
WINDMILL VENTURES	\$135,321
WINN RENTALS LTD	\$192,800
WITMAR DEVELOPMENTS LTD.	\$56,450
WOLSELEY WATERWORKS GROUP	\$113,903
WORKSAFE BC	\$408,530
YMCA-YWCA OF THE CENTRAL OKANAGAN	\$2,247,705
YOUNG ANDERSON	\$408,381
YOUNG ANDERSON "IN TRUST"	\$3,729,911
YVONNE O'SHAUGHNESSY	\$34,906
VENDOR PAYMENTS LESS THAN 25,000	\$10,380,537
TOTAL PAYMENTS	<u><u>\$284,317,207</u></u>

## RECONCILIATION (in thousands of dollars)

Total Vendor Payments	\$284,317
Total per Expenditure by Function and Object (less Salaries)	\$278,094
Payments made to other Taxing Authorities	<u>\$58,875</u>
	<u>\$336,969</u>
* Variance	<u><u>\$ (52,652)</u></u>

\* Variance consists of a combination of payments to Vendors that were not recorded as an expense in the general ledger and items expensed through the general ledger that did not require payment to a Vendor.

Amortization Expense	\$ (50,617)
Prepays in 2008 for 2009 expenditures	\$ (820)
Major Contracts accrual variance	\$ (819)
Other	\$ (396)
	<u><u>\$ (52,652)</u></u>

\* Prepared under the Financial Information Regulation, Schedule 1, Section 7 and the Financial Information Act, Section 2



**2009 Schedule of Payments***for the year ended December 31, 2009*

<b>Supplier's Name</b>	<b>Amount</b>
DOWNTOWN AMBASSADOR PROGRAM	\$45,000
DOWNTOWN KELOWNA ASSOCIATION	\$533,000
FESTIVALS KELOWNA	\$431,978
KELOWNA ART GALLERY	\$457,193
KELOWNA ARTS FOUNDATION GRANT	\$179,975
KELOWNA MUSEUM ASSOCIATION	\$615,430
KELOWNA VISUAL & PERFORMING ARTS	\$267,880
KELOWNA YOUTH & FAMILY CENTRE (COMMERCE CENTRE)	\$29,280
MISCELLANEOUS COMMUNITY SERVICE GRANTS	\$33,046
OKANAGAN BOYS & GIRLS CLUB	\$343,936
TOURISM KELOWNA	\$348,930
YMCA-YWCA OF THE CENTRAL OKANAGAN	\$822,162
TOTAL GRANTS OR CONTRIBUTIONS INCLUDED	<u>\$4,107,809</u>


\* Prepared under the Financial Information Regulation, Schedule 1, Section 7(2)

**Statement of Financial Information Approval**  
*for the year ended December 31, 2009*

The undersigned, as authorized by the Financial Information Regulation, Schedule 1, subsection 9(2), approves all the statements and schedules included in this Statement of Financial Information, produced under the *Financial Information Act*.



Keith Grayston, CGA  
*Director, Financial Services*



Sharon Shepherd  
*Mayor, City of Kelowna*

June 23, 2010  
*Date*

June 23, 2010  
*Date*

*\* Prepared pursuant to the Financial information Regulation, Schedule 1, Section 9*

|



City Hall  
1435 Water Street  
Kelowna, BC V1Y 1J4  
TEL 250 469-8542  
FAX 250 862-3316  
ask@kelowna.ca

**kelowna.ca**